



REDUCE, REUSE, RECYCLE

Here at Larch Hill International Scout Centre we try to **REDUCE, REUSE** and **RECYCLE** as much as possible. We would like you to join us!

This leaflet contains:

- The Reduce, Reuse, Recycle activity
- Information about why we need to Reduce, Re-use, Recycle
- How to Reduce, Re-use and Recycle, including activities to do at home in your Scout group.

If you have any questions about this activity, come to the campsite reception and we will be happy to help you



This leaflet will provide you with lots of practical ideas to try at home and in your Scout group.

LARCH HILL

INTERNATIONAL SCOUT CENTRE



REDUCE, RE-USE, RECYCLE CHALLENGE



This challenge is designed to be incorporated into your camp programme and can be completed in one day. Read this leaflet before you begin.

Part 1: Recycling Quiz

Introduce the subject of recycling to your group by doing this quiz. The answers to the quiz are on the back page of this leaflet.

- 1) How many years does it take for a plastic bag to decompose in a landfill?
A) 500 B) 25 C) 1500
- 2) What percentage of the rubbish produced weekly in an average household could be recycled?
A) 35 B) 80 C) 65
- 3) What percentage of rubbish in the average rubbish bin is packaging?
A) 5 B) 20 C) 35
- 4) A paper fibre can be reused about 5-7 times?
A) False, less times B) False, more times C) True
- 5) Recycling Aluminium saves about 50% of the energy compared to new production?
A) False, less saving B) False, more saving C) True

Discuss the answers as a group.

Did you find the answers surprising?




What can we do to help?

How is our planet being damaged by what we make, use and then throw away?

Part 2: Rubbish Survey

Find out how much waste you create in a day!

Use the table below to keep a record of everything you throw away in one day. Record what the item is, what it is made of and whether you recycled it.

What did you throw away?	What is it made of?	Did you recycle it?
<p>Morning</p>		
<p>Afternoon</p>		
<p>Evening</p>		

Allow some time at the end of the day to discuss your rubbish investigation. Some ideas for discussion are on the next page.

Part 3: Lets Talk Rubbish!

You have spend the day thinking about rubbish (more o than usual!)

Discuss your thoughts and findings as a group.

Discussion Ideas

- Did you produce more / less rubbish than you thought you would?
- Do you think you produced a lot of rubbish?
- How much of the rubbish you produced today could be recycled?
- Did you buy anything from a shop? If so think about how it was packaged. Was there any unnecessary packaging?
- How can you reduce the amount of rubbish you produce?
- Do you think it is important to think about how much and what kind of rubbish we produce?

Think about what you can do at home and in your scout group. Some ideas are listed below.

Reduce, Reuse, Recycle at home!

Ideas:

- Create your own recycling centre to recycle paper, glass, metal and plastic.
- Compost your food waste
- Take a reusable bag shopping
- Avoid over packaged goods
- Buy recycled paper products
- Avoid buying anything disposable.
- Repair items whenever possible.
- Try to reduce how much plastic you buy and use. Find alternatives.

Scout Projects:

Investigate Packaging

Save all the packaging from one weeks shopping. How much of it is really needed? How much can be recycled? What can you do about this?

Investigate Recycling

How easy is it to recycle in your home town? Investigate the recycling service, find out where all the recycle centres are. What is the policy of your local government and are they putting it into practice?



Recycling Quiz Answers: 1) A 2) B 3) B 4) C 5)B (95%)